

# Instructions for remote access with FreeOTP-Token

1. On your smartphone install the FreeOTP app from the appstore



2. Register the token:
  - a) Go to <https://connect.helmholtz-hzi.de> on your desktop/laptop.
  - b) Use realm "totp" and login with you HZI AD-credentials (= credentials, with which you login to your computer at HZI) and click "sign in".

A screenshot of the login page for the Helmholtz-Zentrum für Infektionsforschung. The top section has a dark blue header with the center's logo and name. Below the header, the text 'Willkommen zum Helmholtz-Zentrum für Infektionsforschung' and 'Secure Access SSL VPN' are displayed. The login form consists of three input fields: 'Username' (empty), 'Passwort' (filled with dots), and 'Realm' (set to 'totp' with a dropdown arrow). A 'Sign In' button is located below the 'Realm' field.

HELMHOLTZ  
ZENTRUM FÜR  
INFEKTIONSFORSCHUNG

Willkommen zum Helmholtz-Zentrum für Infektionsforschung  
**Secure Access SSL VPN**


Username

Passwort

Realm  ▼

- c) Scan the QR code with your smartphone (there is a scan function in the freeotp app) and enter the code from the app to sign in. **To generate the code in the app just tap on your account.**

You can also copy onetime backup codes that grant access if your phone is not available.



Willkommen zum Helmholtz-Zentrum für Infektionsforschung

**Secure Access SSL VPN**


**Add cb user account to your two factor authentication app**

You will need to install a two factor authentication application (freeotp) on your smartphone.

**1.Configure the App:**

Open your two factor authentication app and add "cb" user account by scanning the below QR code.

If you can't use QR code, then enter [this text](#)



**2.Store Backup Codes:**

Backup codes can be used to access your account in the event you lose access to your device and cannot receive two-factor authentication codes. Following backup codes are only for one time use, we recommend you to save them securely.

UHR	63
8	L4
TV	2M
FZ	RU
WV	P2

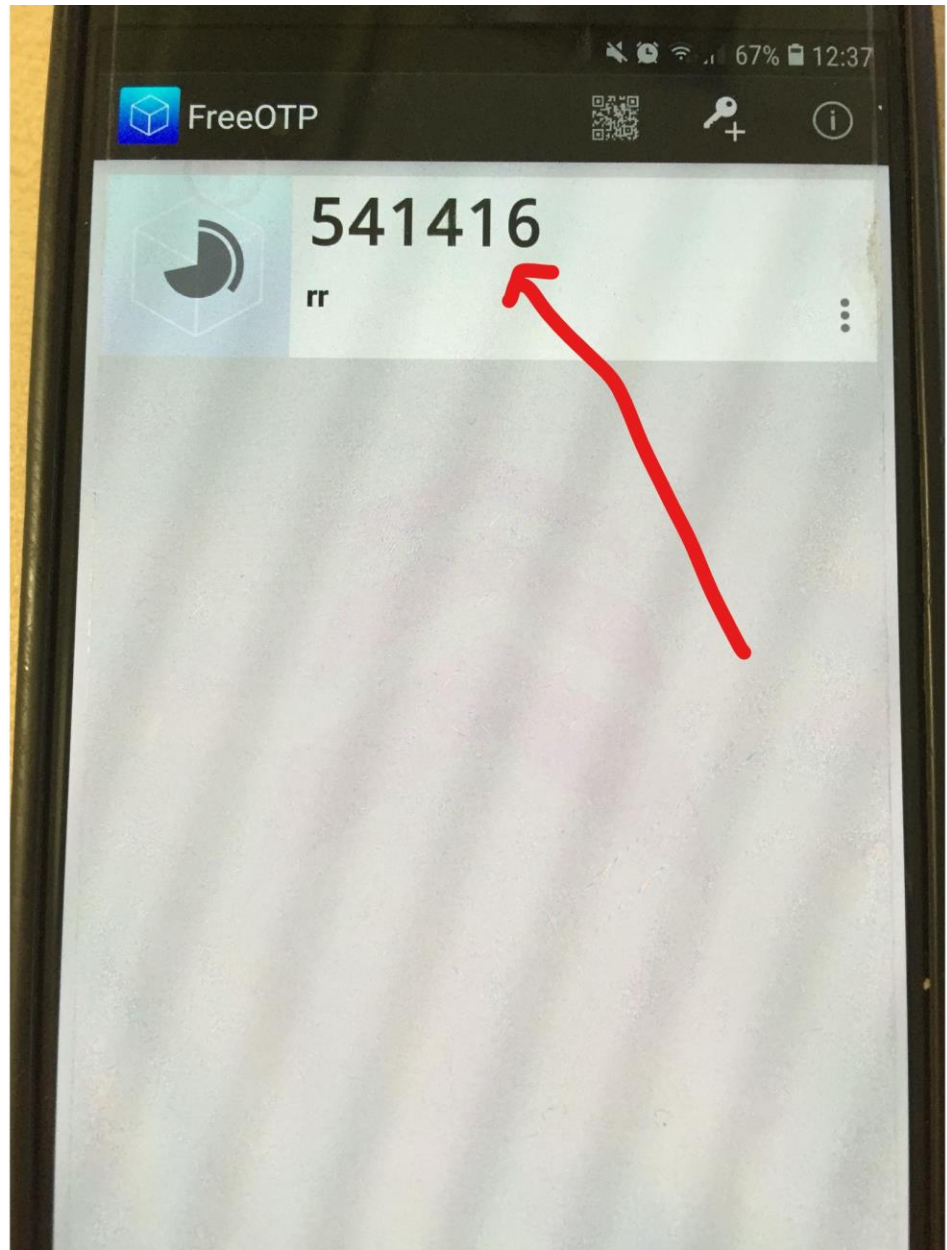
**3.Enter token code that the application generates:**

- d) **(Iphone users only)**

Just click "next" on the request to select an issuer

3. Login after primary registration:

- Login with your HZI AD-credentials as described in 2 b)
- Enter Code from FreeOTP App . **To generate the code in the app just tap on your account** (red arrow in the picture below).



- c) Sign in
- d) If there is authentication requested, after you have logged in, for example if you want to access files on neon, please use again HZI AD-credentials (Domain=HZIDOMAIN).  
The freeotp token number is just needed once for 2-Factor authentication while login to <https://connect.helmholtz-hzi.de/>!

Willkommen zum Helmholtz-Zentrum für Infektionsforschung

## Secure Access SSL VPN

### Two-Factor Authentication

Open the two-factor authentication app on your device to view your authentication code and verify your identity .

Currently if you do not have access to your device, use one of the backup codes saved previously.

Authentication code:

Sign In